

## FEBRUARY 2025 HIGHLIGHTS

The share class recorded a performance of **47 bps**. The cumulative performance of the share class over the past 12 months was 6.02%.

In February, the Fund's total disbursements amounted to USD 41 million across five countries. The Fund's outreach includes 152 financial institutions across 51 countries. The portfolio's weighted average life remains stable at 23 months.

The investment team continues to selectively identify attractive opportunities globally while applying a rigorous investment approach, aligned with the Fund's strategy. The investment level remains stable and is close to its target as of end of February.

## INVESTMENT OBJECTIVES AND INVESTMENT POLICY

BlueOrchard Microfinance Fund ("Fund") seeks primarily, as its core objective and as a sustainable investment fund in accordance with Article 9 of Regulation (EU) 2019/2088 on Sustainability related Disclosures in the Financial Services Sector ("SFDR"), to contribute to the economic, environmental and social development and to improve access to financial services to those at the bottom of the pyramid as well as small and medium enterprises, mainly in emerging markets.

The Fund aims to provide a stable financial return to investors in the medium to long term, combining financial and social return objectives, by extending senior and subordinated debt to microfinance and other financial institutions in emerging and frontier markets. The Fund may also contribute to the financing and development of local financial systems, infrastructure, educational systems, sustainable/ green energy projects and sustainable real estate projects.

The Fund may invest, directly or indirectly through special purpose vehicles, in different financial instruments including, for example, loans, bonds, notes, promissory notes and similar instruments, term deposits, certificates of deposits or commercial paper, and such other instruments as permitted by the Fund's prospectus. The Fund may invest in senior or subordinated instruments. The Fund may invest 100% of its assets in unlisted instruments. For liquidity management purposes, the Fund may, inter alia, invest in treasury bills, government bonds, money market funds, or may borrow up to 25% of its net asset value.

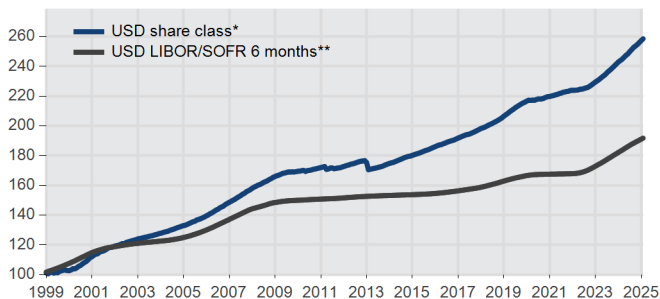
The Fund aims to hedge its foreign currency exposure through cross-currency swaps, forward contracts, options and other permitted instruments. Other than for hedging purposes, the Fund shall not invest in derivatives.

No reference benchmark has been designated for the Fund.

Investors are referred to the Fund's prospectus for further information. Investor should seek independent advice or satisfy themselves that they have an understanding of Fund's investment object, investment strategy and techniques employed by the Fund's investment manager.

**With regards to any Performance related chart, the relevant risks associated with an investment in this fund are shown below and should be carefully considered before making any investment. Past Performance is not a guide to future performance and may not be repeated. The value of investments and the income from them may go down as well as up and investors may not get back the amounts originally invested. Performance data does not take into account any commissions and costs, if any, charged when units or shares of any fund, as applicable, are issued and redeemed.**

## PERFORMANCE HISTORY



\*The Investment Manager invests on a discretionary basis and is not limited to investing in accordance with the composition of any benchmark.

\*\*USD LIBOR/SOFR 6 months is used for illustrative purposes only and is not the official benchmark of the fund.

## PERFORMANCE\*\*

	Net Asset Value (NAV) in USD			
	USD	EUR*	CHF*	SEK*
Share Value (Class P Shares)	<b>25,848.96</b>	<b>16,474.35</b>	<b>13,859.57</b>	<b>11,028.61</b>
Monthly return	<b>0.47%</b>	<b>0.34%</b>	<b>0.16%</b>	<b>0.28%</b>
Return on investment YTD	<b>0.99%</b>	<b>0.73%</b>	<b>0.29%</b>	<b>0.63%</b>
Since inception (annualized)	<b>3.65%</b>	<b>2.29%</b>	<b>1.41%</b>	<b>2.70%</b>
Since inception (total return)	<b>158.49%</b>	<b>64.74%</b>	<b>38.60%</b>	<b>10.29%</b>
Inception date Class P	<b>Sep 98</b>	<b>Apr 03</b>	<b>Dec 01</b>	<b>Jun 21</b>

\*Exchange rate changes may cause the value of investments to fall as well as rise.

\*\*Performance is measured as per development of NAV per share class.

## MONTHLY PERFORMANCE

	Mar 24	Apr 24	May 24	Jun 24	Jul 24	Aug 24	Sep 24	Oct 24	Nov 24	Dec 24	Jan 25	Feb 25
USD share class	0.38%	0.53%	0.52%	0.39%	0.63%	0.54%	0.58%	0.37%	0.43%	0.50%	0.52%	0.47%
EUR share class*	0.27%	0.40%	0.38%	0.28%	0.48%	0.37%	0.43%	0.24%	0.31%	0.36%	0.39%	0.34%
CHF share class*	0.09%	0.18%	0.14%	0.10%	0.25%	0.15%	0.22%	0.00%	0.12%	0.14%	0.14%	0.16%
SEK share class*	0.28%	0.42%	0.36%	0.26%	0.49%	0.36%	0.40%	0.24%	0.29%	0.30%	0.35%	0.28%

\* Hedged against USD. Exchange rate changes may cause the value of investments to fall as well as rise.

## ANNUAL PERFORMANCE

	2015*	2016*	2017*	2018*	2019*	2020*	2021*	2022*	2023*	2024*
USD share class	3.21%	3.09%	3.32%	3.98%	5.13%	1.70%	1.91%	2.10%	5.75%	5.94%
USD LIBOR/SOFR 6M***	0.49%	1.06%	1.47%	2.50%	2.32%	0.69%	0.20%	2.83%	5.20%	4.96%
EUR share class****	2.64%	1.60%	1.03%	1.01%	2.05%	0.27%	1.08%	0.06%	3.59%	4.28%
EUR LIBOR/ESTR 6M**	0.05%	-0.17%	-0.28%	-0.32%	-0.36%	-0.38%	-0.54%	0.56%	3.54%	3.35%
CHF share class****	1.58%	1.07%	0.65%	0.68%	1.65%	-0.05%	0.85%	-0.29%	1.58%	1.69%
CHF LIBOR/SARON 6M**	-0.68%	-0.67%	-0.66%	-0.66%	-0.68%	-0.66%	-0.72%	0.06%	1.64%	1.06%
SEK share class****	2.51%	1.47%	1.24%	1.10%	2.30%	0.73%	1.49%	0.67%	3.78%	4.14%
SEK deposit 6M	-0.15%	-0.41%	-0.45%	-0.31%	0.02%	0.09%	-0.10%	1.35%	3.87%	3.35%

\*Performance history for Class P Shares SEK (in italics) is calculated using realized net performance of Class P Shares, adjusted by historical USD/SEK cost of hedging (until 30 June 2021)

\*\*Index change effective as of 01.01.2022 (until 31.12.2021: LIBOR 6 months)

\*\*\*Index change effective as of 01.01.2023 (until 31.12.2022: LIBOR 6 months)

\*\*\*\*Exchange rate changes may cause the value of investments to fall as well as rise

## FUND FACTS

Average exposure per FI (USD)	15,566,399
Weighted average life (years)	1.90
Weighted average interest rate duration (years)*	0.25
Number of countries	51
Number of FIs**	152
Number of loans outstanding	319
Cash & cash equivalents***	8%
Number of loans/tranches disbursed since inception	2,083
Inception date of the fund	18/09/1998
Investing type	active

\*The low duration is due to the Fund hedging fixed rate loans by entering SWAP agreements which pay a floating rate of 6m SOFR plus risk premium

\*\*FI = Financial Institution

\*\*\*Cash and money market funds

## SHARE CLASS STATISTICS\*

Annualized return	3.65%
Average monthly return	0.30%
Best month (Dec 2000)	1.23%
Worst month (Feb 2013)	-2.74%
Volatility	1.02
Sharpe Ratio (risk-free rate of 2.3%)	1.27
Correlation with MSCI World**	-0.02
Correlation with JPM EMBI Global**	0.12
Correlation with 6-month USD Libor/SOFR Index**	0.47

\*Performance history for Class P Shares SEK (in italics) is calculated using realized net performance of Class P Shares, adjusted by historical USD/SEK cost of hedging (until 30 June 2021)

\*\*This benchmark is used for illustrative purposes only and is not the official benchmark of the fund. The Investment Manager invests on a discretionary basis and is not limited to investing in accordance with the composition of any benchmark

## FEES & EXPENSES

Entry charge	0.00%
Ongoing charge up to	2.00%*
Redemption fee	0%

\*Pertains to Class P USD share class

## RISK CONSIDERATIONS

**Counterparty risk:** The fund may have contractual agreements with counterparties. If a counterparty is unable to fulfil their obligations, the sum that they owe to the fund may be lost in part or in whole.

**Credit risk:** A decline in the financial health of an issuer could cause the value of its bonds, loans or other debt instruments to fall or become worthless. **Currency risk:** The fund may lose value as a result of movements in foreign exchange rates, otherwise known as currency rates. **Emerging markets & frontier risk:** Emerging markets, and especially frontier markets, generally carry greater political, legal, counterparty, operational and liquidity risk than developed markets.

**Interest rate risk:** The fund may lose value as a direct result of interest rate changes.

**Liquidity risk:** The fund invests in illiquid instruments, which are harder to sell. Illiquidity increases the risks that the fund will be unable to sell its holdings in a timely manner in order to meet its financial obligations at a given point in time. It may also mean that there could be delays in investing committed capital into the asset class.

**Market risk:** The value of investments can go up and down and an investor may not get back the amount initially invested.

**Microfinance risk:** Microfinance involves the provision of credit to microentrepreneurs and microenterprises in developing countries, many of whom have incomes below the applicable poverty level and little or no previous credit history with commercial or other lenders. These micro-loans typically are not secured by any collateral or other type of traditional guarantee. There is no assurance that the micro-clients will be able to repay the micro-loans to the microfinance institution, and as a consequence, the Fund may be adversely affected.

**Operational risk:** Operational processes, including those related to the safekeeping of assets, may fail. This may result in losses to the fund.

**Performance risk:** Investment objectives express an intended result but there is no guarantee that such a result will be achieved. Depending on market conditions and the macro-economic environment, investment objectives may become more difficult to achieve.

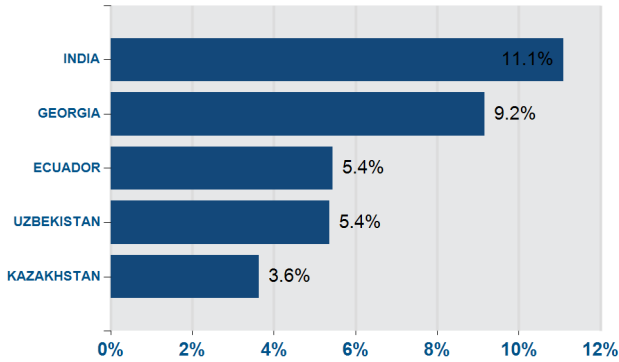
**Sustainability risk:** The fund has the objective of sustainable investment. This means it may have limited exposure to some companies, industries or sectors and may forego certain investment opportunities, or dispose of certain holdings, that do not align with its sustainability criteria chosen by the investment manager. The fund may invest in companies that do not reflect the beliefs and values of any particular investor.

**Tax risk:** The Fund and its returns may rely on certain available tax efficiencies at the inception of the Fund which may be subject to changes in tax treatment or interpretations. Any change in the actual or perceived tax status or exposure of the Fund or its investments as well as in tax legislation, practice or in accounting standards could adversely affect the anticipated level of taxation.

**Valuation risk:** The valuation of private asset investments is performed on a less frequent basis than listed securities. In addition, it may be difficult to find appropriate pricing references for private asset investments. This difficulty may have an impact on the valuation of the portfolio of investments. Certain investments are valued on the basis of estimated prices and therefore subject to potentially greater pricing uncertainties than listed securities.

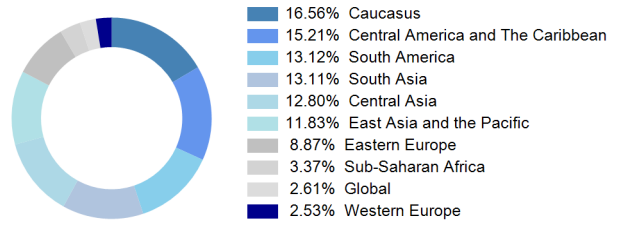


**TOP 5 COUNTRIES\*** (AS % OF TOTAL ASSETS)



\*Allocations are subject to change in the future

**EXPOSURE BY REGION\*** (AS % OF FI PORTFOLIO)



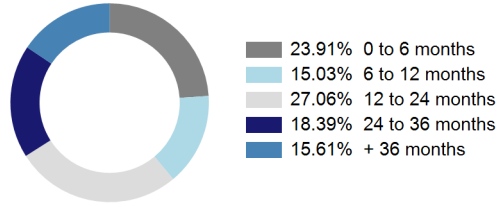
\*Exposures are subject to change in the future

**TOP 5 HOLDINGS\*** (AS % OF TOTAL ASSETS)

TBC BANK	Georgia	2.99%
JSC CREDO BANK	Georgia	2.91%
KMF	Kazakhstan	2.77%
PRODUBANCO	Ecuador	2.35%
AGRICOVER CREDIT	Romania	2.03%

\*Top Holdings are subject to change in the future

**EXPOSURE BY MATURITY\*** (AS % OF TOTAL ASSETS)



\*Exposures are subject to change in the future

**EXPOSURE BY SECTOR\*** (AS % OF TOTAL ASSETS)



\*Exposures are subject to change in the future

**FI FINANCIAL INDICATORS\***

Asset growth (last 12 months)	12.71%
Portfolio growth (last 12 months)	15.33%
Return on assets (ROA) (last 12 months)	1.60%
Return on equity (ROE) (last 12 months)	9.91%
Portfolio at risk 30 days (PAR 30)	4.09%
Write-offs (last 12 months)	1.53%
Debt/equity ratio	4.88x

\*Data presented are medians across FIs in the portfolio for period ending the 30 November 2024 from unaudited management reports as provided by FIs. Data based on the latest available data in local currency from FIs.

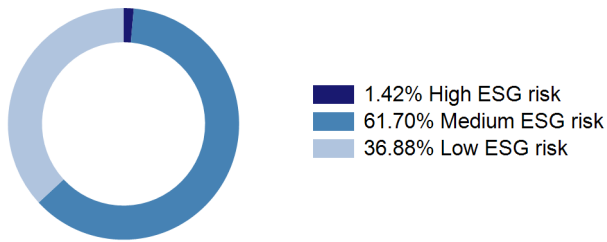
<b>Investment Manager</b>	BlueOrchard Finance Ltd	<b>Fund inception</b>	18 September 1998	<b>Subscriptions</b>	Monthly, 1 day notice	<b>Currency</b>	USD	<b>ISIN</b>	LU0091117944
<b>Custodian &amp; TA</b>	Banque de Luxembourg & European Fund Administration S.A., Luxembourg	<b>Base currency</b>	USD	<b>Redemptions</b>	Monthly, 30 days notice		EUR		LU0164081316
<b>Fund Structure</b>	SICAV Luxembourg, part II	<b>Income</b>	Reinvested	<b>Min subscription</b>	USD/EUR/CHF 10.000		CHF		LU0136928586
<b>AIFM</b>	BlueOrchard Asset Management (Luxembourg) S.A.	<b>Management Fee</b>	1.85% p.a.	<b>TER</b>	2.01% (as of 30/06/2024)		SEK		LU2273970553

## IMPACT OBJECTIVE AND IMPACT MANAGEMENT FRAMEWORK

The BlueOrchard Microfinance Fund (BOMF) aims to expand access to financial services across the developing world, communities and value chains that are historically denied such access to the detriment of economic mobility and prosperity for a large proportion of the world's population. BOMF provides debt capital to institutions that focus on serving economically and environmentally vulnerable communities in more than fifty (50) emerging markets around the world with a strong and consistent focus on ensuring that MSME lending is conducted in an equitable, transparent and ultimately beneficial manner.

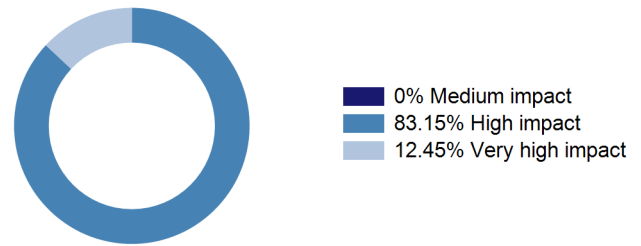
Each investment in the Fund is selected on the basis of BlueOrchard's rigorous ESG and impact management framework known as the B.Impact Framework(1). B.Impact, a proprietary framework, ensures that ESG risks and impact objectives are incorporated in each investment decision on an independent basis by a team of specialized professionals.

### ESG RISK DISTRIBUTION\*



\*ESG Risk Distribution is subject to change in the future

### IMPACT RATING DISTRIBUTION\*



\*Does not include any loans that have a credit risk loan classification

### IMPACT PERFORMANCE INDICATORS

# of MSMEs* reached by FIs	<b>29,568,908</b>
% of microenterprises	<b>98%</b>
% of SMEs	<b>2%</b>
# of MSMEs reached by BOMF	<b>827,065</b>
% of rural clients	<b>66%</b>
% of female clients	<b>77%</b>
# of jobs created/maintained by MSMEs financed by FIs**	<b>138,859,917</b>
# of jobs created/maintained by MSMEs financed by BOMF	<b>4,170,739</b>
Average Loan Sizes to MSMEs	
Simple average (USD)	<b>15,226</b>
Median (USD)	<b>5,721</b>

\*Micro, small, and medium-size enterprises (MSMEs)

\*\*The total number of jobs created or maintained is calculated by means of the following formula: Total number of micro enterprise clients \* Average number of employees per micro enterprise + Total number of small enterprise clients \* Average number of employees per small enterprise + Total number of medium enterprise clients \* Average number of employees per medium enterprise.

### CASE STUDY

Fondi Besa is the largest non-banking financial institution in Albania, serving over 30,000 active clients and managing a Gross Lending Portfolio (GLP) of USD 157.8 million. The institution operates through 80 offices, effectively covering over 80.0% of urban and semi-urban areas in Albania. As of December 2024, 77.3% of the portfolio is allocated to micro, small, and medium-sized loans. Specifically, 47.6% of the loans are extended to borrowers with amounts below USD 15,000, while 25.2% pertain to small loans ranging from USD 15,000 to USD 150,000. Additionally, 4.5% of the GLP is designated for medium-sized loans. The average loan size for clients is USD 5,738.5. Furthermore, female clients constitute 38.5% of the total clientele, and clients from rural areas represent 18.8%. The primary purposes for loan utilization are as follows: services account for 36.9%, trade comprises 13.8%, construction represents 10.8%, and agriculture makes up 8.5%.

### SDG\* Contribution



\*Sustainable Development Goals of the United Nations

**For additional information, please contact:**

BlueOrchard Finance Ltd. Business Development:

✉ [investor@blueorchard.com](mailto:investor@blueorchard.com)



+41 22 596 47 56



Marketing material for Professional Clients and Qualified Investors only. The information contained herein is confidential and may not be further distributed or reproduced by the recipient. The information in this document was produced by BlueOrchard Finance Ltd ("BOF"), a member of the Schroders Group. This information is not an offer, solicitation or recommendation to buy or sell any financial instrument or to adopt any investment strategy. BOF is the investment manager of the BlueOrchard Microfinance Fund (the "Fund"). The Fund qualifies as an Alternative Investment Fund ("AIF") structured as a Société d'Investissement à Capital Variable ("SICAV"), governed by Part II of the 2010 Law and incorporated as an Société Anonyme ("S.A.") under Luxembourg law. The Fund has been passported under the Alternative Investment Managers Directive ("AIFMD") and can therefore only be marketed in the EEA to Professional Clients in the following countries: Austria, Belgium, Denmark, Finland, France, Germany, Italy, Ireland, Liechtenstein, Luxembourg, Netherlands, Norway, Spain, Sweden, United Kingdom, and to Qualified Investors in Switzerland. The Fund has not been approved for offering to non-qualified investors in Switzerland. The Fund is not subject to prudential supervision in Switzerland. The Fund has been notified to the FCA under National Private Placement Regime (NPPR) for marketing to Professional Clients in the UK. Subscriptions may only be made on the basis of the Fund's legal offering documents which can be obtained, free of charge, in English, from BlueOrchard Asset Management (Luxembourg) S.A., 5, rue Höhenhof, L-1736 Senningerberg, Luxembourg, on request. The representative in Switzerland ("Swiss Representative") is 1741 Fund Solutions AG, Burggraben 16, 9000 St. Gallen, and Bank Tellco AG, Bahnhofstrasse 4, 6430 Schwyz is the paying agent in Switzerland. The prospectus for Switzerland, the key information document, the articles of incorporation and the annual and semi-annual reports may be obtained free of charge, in English, from the Swiss Representative. An investment in the Fund entails risks, which are fully described in the Fund's legal documents. The Fund has the objective of sustainable investment within the meaning of Article 9 of Regulation (EU) 2019/2088 on Sustainability-related Disclosures in the Financial Services Sector (the "SFDR"). For information on sustainability-related aspects of this Fund please go to <https://www.blueorchard.com/sustainability-disclosure-documents/>. Any reference to regions/countries/sectors/stocks/securities is for illustrative purposes. Past performance is not a guide to future performance and may not be repeated. The value of investments and the income from them may go down as well as up and investors may not get back the amounts originally invested. Exchange rate changes may cause the value of any overseas investments to rise or fall. Performance data does not take into account any commissions and costs, if any, charged when units or shares of any fund, as applicable, are issued and redeemed. BOF has expressed its own views and opinions in this document and these may change without notice. Information herein is believed to be reliable but BOF does not warrant its completeness or accuracy. The use of UN Sustainable Development Goals (SDG) icons or logo, including the colour wheel, is for purely informational purposes. The use of SDG icons and/or any reference to the SDGs is non-promotional and in no way is intended to imply any affiliation with or endorsement by the United Nations. The data contained in this document has been sourced by BOF and should be independently verified. Third party data is owned or licenced by the data provider and may not be reproduced, extracted, or used for any other purpose without the data provider's consent. Neither BOF nor the data provider will have any liability in connection with the third party data. MSCI: MSCI makes no express or implied warranties or representations and shall have no liability whatsoever with respect to any MSCI data contained herein. The MSCI data may not be further redistributed or used as a basis for other indexes or any securities or financial products. This report is not approved, endorsed, reviewed or produced by MSCI. None of the MSCI data is intended to constitute investment advice or a recommendation to make (or refrain from making) any kind of investment decision and may not be relied on as such. The terms of the third party's specific disclaimers, if any, are set forth in the Important Information section at [www.blueorchard.com/legal-documents/](http://www.blueorchard.com/legal-documents/). This document may contain "forward-looking" information, such as forecasts or projections. Please note that any such information is not a guarantee of any future performance and there is no assurance that any forecast or projection will be realised. BOF has outsourced the provision of IT services (operation of data centres, data storage, etc.) to Schroders group companies in Switzerland and abroad. A sub-delegation to third parties including cloud-computing service providers is possible. The regulatory bodies and the audit company took notice of the outsourcing and the data protection and regulatory requirements are observed. For information on how BOF and the Schroders Group may process your personal data, please view the BOF Privacy Policy available at [www.blueorchard.com/legal-documents/](http://www.blueorchard.com/legal-documents/) and the Schroders' Privacy Policy at [www.schroders.com/en/privacy-policy](http://www.schroders.com/en/privacy-policy) or on request should you not have access to these webpages. For EEA: Issued by BlueOrchard Asset Management (Luxembourg) S.A., 5, rue Höhenhof, L-1736 Senningerberg, Luxembourg. Registration No B 170.191. For CH: Issued by BlueOrchard Finance Ltd, Talstrasse 11, CH-8001 Zurich, Switzerland, a manager of collective investments authorised and supervised by the Swiss Financial Market Supervisory Authority FINMA, Laupenstrasse 27, CH-3003 Bern. Distributed in the EEA by BlueOrchard Asset Management (Luxembourg) S.A., 5, rue Höhenhof, L-1736 Senningerberg, Luxembourg. Registration No B170191. Authorized and regulated by the Commission de Surveillance du Secteur Financier (CSSF). Distributed in the UK by BlueOrchard Asset Management (Luxembourg) S.A., 5, rue Höhenhof, L-1736 Senningerberg, Luxembourg. Reference No 724900. This material must not be issued in any jurisdiction where prohibited by law and must not be used in any way that would be contrary to local law or regulation. For Australia: This document is intended solely for the person to whom it was provided by AFM Investment Partners (A.C.N. 097 634 850, AFSL 281344) (AFM) and is not for further distribution. Other than AFM, none of BlueOrchard Finance Ltd or any other entities referred to in this document are registered or regulated in Australia, and this document has not been prepared, and its content has not been reviewed, specifically for Australian investors. It may contain references to dollar amounts that are not Australian dollars, may contain financial information which is not prepared in accordance with Australian law or practices, and does not address Australian tax or other regulatory matters. Other than AFM, no person or entity mentioned in this document holds an Australian Financial Services Licence or other similar Australian authorisation. This document does not constitute or involve a recommendation, offer or invitation to carry out any dealing in respect of any financial product.